

Monday:

Fair divisions

Divide each of the following numbers by 5.

First estimate if it will have a remainder or not.

1245

12

4444

14

4670

13

3105

15

Divide each of the following numbers by 15.

First estimate if it will have a remainder or not.

574

16

405

18

750

17

1215

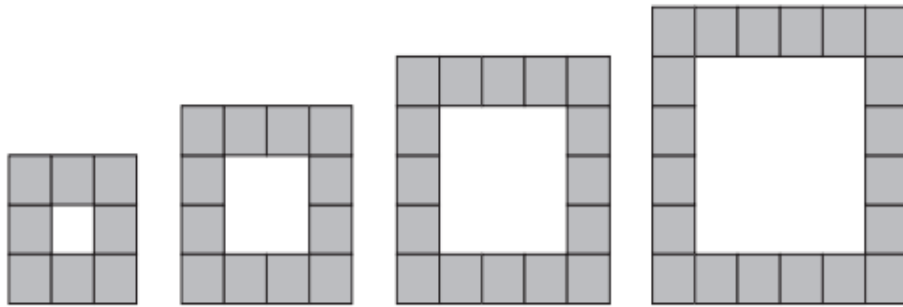
19

Tuesday:

Go on, go on

Write the next four numbers in each sequence.

1

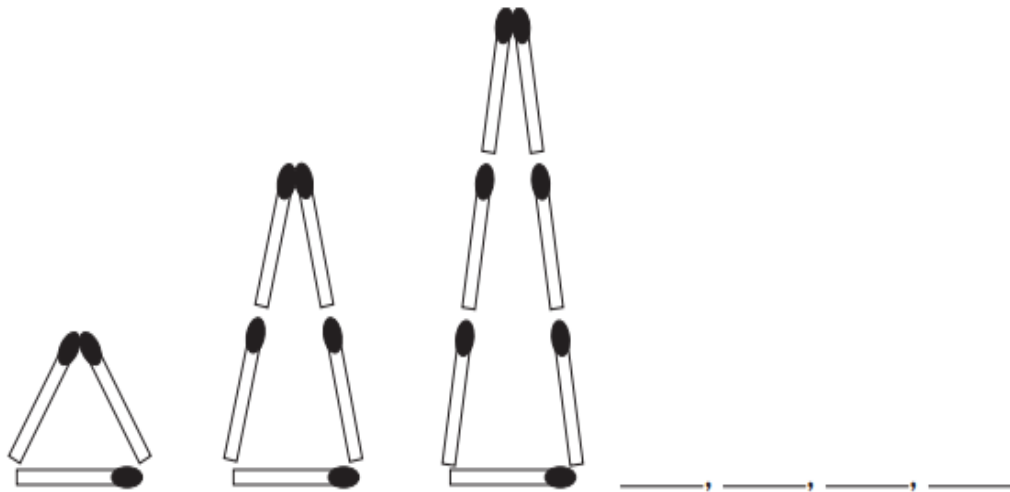


_____, _____, _____, _____

2

$\frac{1}{2}$ 2 $3\frac{1}{2}$ 5 $6\frac{1}{2}$ _____

3



_____, _____, _____, _____


4

3 4·4 5·8 7·2 _____

Wednesday:

Guess my rule

- 6 Write the rule in the function machine.



Ratio challenge!

Jimmy mixes his blackcurrant drink in the ratio 2 parts squash to 3 parts water. He wants to fill a bottle that holds 600 ml.

- 7 How many ml of squash will he need? _____

- 8 How many ml of water will he need? _____

24kg suitcase	
18kg clothes	?kg

- 9 How much do the other items in the suitcase weigh? _____

- 10 In its simplest form, what is the ratio of clothes to other items in the suitcase? _____

Thursday:

Order and compare

283 620

1 000 005

998 099

4 005 120

998 900

0.019

7.337

17.02

7.007

0.701

$$\frac{45}{100}$$

0.045

1.45

$$\frac{1}{10}$$
$$\frac{3}{100}$$

Write each set of numbers in order, smallest to largest.

1

2

3

Write in the missing digits to complete each inequality.

4

$$12.\square\square9 < 12.9$$

6

$$1.1\square\square < 1.\square9\square$$

5

$$13\square\square09 > 1349\square9$$

Friday:

Round and round...

8 Fill in this rounding table.

	To nearest 1	To nearest 0.1	To nearest 0.01
15.581			
0.809			
3.017			
12.105			

100 and 1000

Draw a place value grid to help you.



Complete each number sentence.

9 $6.4 \times 100 =$

13 $521 \div 100 =$

10 $408 \times 1000 =$

14 $301 \div 100 =$

11 $0.2 \times 1000 =$

15 $2.1 \div 100 =$

12 $120 \div 1000 =$

16 $\frac{1}{10}$ of 702 =

Write always, sometimes or never by each statement.

17 If you divide a 3-digit number by 100 you get a number with 2 decimal places. _____

18 If a number of centimetres is divided by 100, you get that number of metres. _____

19 If a number of kilometres is multiplied by 100, you get that number of metres. _____

20 If you multiply a 2-place decimal number by 1000, you get a 4-digit number. _____

Kingfisher Class Home- Learning- Summer 1- Week 5- English

Monday:

The Man Who Bought a Mountain

"Everyone: stick together, look out for each other and stay on the trail, please. The path is really rocky and steep. It's mostly uphill from here – but I suppose you'd all guessed that! As the elders say, the longest journey begins with a single step."

Yash finished his speech and smiled at the weather-beaten faces looking back at him. He had spoken loudly and clearly to the group of nine men and women, most of whom shuffled from foot to foot, adjusting huge rucksacks as they listened.

"Jeez! How old is this kid, eleven?" muttered one man towards the back.

"Actually, I'm twelve." Yash gritted his teeth.

Twelve years living at the base of this mountain, he thought to himself, compared with the twelve hours since you got off the plane.

A wise voice then echoed in his head.

Always be welcoming to friends but be even more welcoming to visitors.

He forced another smile and then fastened his rarely brushed brown hair into a messy knot with a plain elasticated band which he took from his wrist.



"Right, follow me. It's a few hours to the base camp. The Jagurdwa mountain is home to thousands of different species of animals and plants..."

Yash began his ritual of information and storytelling as he led the trek. He weaved his familiar route through the fields of amaranth crops, up a steep slope and past the Spring of Hope, where clear, cool ground water pooled gently before tumbling down the mountain rocks.

The area around the Spring of Hope always reminded him how much new life came from even the tiniest nooks and crannies on the vast Jagurdwa mountain. Cracks and crevices along the side of the steep path were home to beetles and spiders and, behind the cascading waterfall, a damp, shallow cave served as a perfect hiding place for other small creatures who preferred the darkness. The river

that cascaded from here with its streams and pools provided homes for fish and other creatures, and food for people.

Some visitors squealed or jumped in fright at the sight of the many animal species living on its slopes, but Yash loved to see them and took pleasure in trying to identify one set of distinguishing features from another. He knew that some animals lived only in this mountain region and nowhere else.



Questions

1. Look at the first paragraph.

Which of these words are used to describe the path? Tick three.

- rocky steep dangerous
 damp shallow uphill

2. How old is Yash?

3. Find and copy a word which shows that Yash did not brush his hair regularly.

4. Number the events of Yash's guided expedition (1-4), to show the order in which they occurred. The first one has been done for you.

- He went up a steep slope.
 1 Yash began his storytelling.
 He went past the Spring of Hope.
 He went through the amaranth crop fields.

5. Look at the paragraph beginning 'The area around the Spring of Hope...'

Which of these mountain features are mentioned in this paragraph?

	Mentioned	Not mentioned
deep valley		
cascading waterfall		
snowy summit		
shallow cave		

6. How did Yash and some visitors differ in their reaction to many of the animal species?

7. Using evidence from the whole text, do you think that Yash is a kind character?

Explain your answer.

- Yes
 No



Tuesday:

Ever fancied going to the mountains for a holiday? Well here is an article trying to persuade you to do just that! Spot the techniques the author has used to try to persuade you.

- **Highlight the adjective words and phrases used that make it sound appealing.**
- **Circle where facts and figures have been used.**
- **Underline any questions asked.**

Summer in The Alps

The Alps in summer remain one of the best kept secrets for nature lovers and families. With plenty to keep you busy, the more active person will find a great choice of exhilarating activities, whereas those in search of a more relaxing stay can discover the unspoilt environment, stunning scenery and glorious sunshine. The astounding beauty of the mountains is hard to beat with their dramatic skyline of rugged peaks, crystal clear mountain lakes and green meadows. What more could anyone ask for?



Activities

Some resorts offer up to 40 different activities for adults and children of all ages alike. There are plenty of alpine rivers and lakes, covering some 35,000 hectares, which provide an endless playground for those of you who love water.

Walking/hiking

Do you want to experience the mountains from a substantial height? The ski lifts take you higher up the mountain without wearing yourself out. There are many hiking trails with signposts to keep you on track. Be dazzled by the breath taking views with many opportunities to take photographs to impress your family and friends. The walks also offer many opportunities to rest your legs for a well-deserved break at a café selling delicious light lunches and cakes. With 2 national parks, 6 natural regional parks there are plenty to choose from.

White water rafting

Lakes Léman (Geneva), Annecy and Bourget are favourite spots for water sports. Rediscover your sense of adventure (and what it's like to be soaked to the skin!) with a white water rafting experience in an inflatable six to eight person raft. You'll start by being kitted out with all the equipment, before a full safety briefing and instruction in rafting techniques. Then an experienced guide will take you onto the water for a series of runs down the breathtaking twists, turns and drops of the rushing mountain rivers. It's an adrenaline-fuelled, exhilarating and unforgettable experience.



So what are you waiting for? This is your chance to create a Mountain holiday brochure.

Today you need to plan...

Use the article, books and the internet to research information about mountain holidays to use in your own brochure. Make notes on each of the items listed in the planning grid for facts and persuasive ideas you want to use. You can choose the Mountain you would like to create a holiday brochure for. Maybe it is a mountain you have already visited and would like to persuade Miss Brown to go and visit one day.



	Facts	Persuasive ideas
Scenery 		
What is there to do?		
Activity 1		
Activity 2		
Activity 3		

Accommodation



Places to visit



**Other
interesting facts**



Wednesday and Thursday (this lesson can take 2 sessions to complete):

Today is the day you get to create your own holiday brochure for the Mountain of your choice. You can create this by hand or on the computer.

Top tips for writing a persuasive holiday brochure:

Persuasive Language:

- **Rule of 3:** repeat something three times to make the reader pay attention- *It's an exciting, thrilling and a roller coaster of a trip!*
- **Emotive language:** powerful words that stir emotion in the reader
- **Rhetorical questions:** questions that do not need an answer but make the reader think.
- **Statistics:** providing evidence to prove to the reader that what you are saying is true! *99% of customers agree that...*
- **Personal pronouns:** using 'you' and 'we' to get the reader involved.
- **Imagery:** creating a picture in the reader's head.



Creating your own holiday brochure:

1. Think about - who is your audience and what is the purpose.
2. Consider the layout of your leaflet. Remember it has to be attractive and eye-catching for people to want to read it and continue reading it until the end.
3. Mind-map some ideas for the content and layout of your brochure before you get started if you need to.



Friday:

The aim for this lesson is to use fronted adverbials (using the correct punctuation) and descriptive language in your writing.

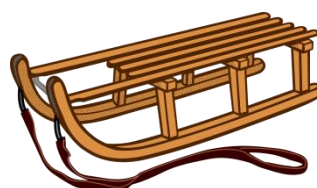


Read the following text about tobogganing down an alpine mountain.

Snowy mountain

Surrounding me was deep, fresh snow and tall, green trees with snow weighing down their branches. Hurriedly, I lowered my heavy toboggan to the ground. As I sat on it, the toboggan sank slightly into the soft snow. With a huge push from my legs I set the toboggan off on its descent down the two kilometre slope. As first, I moved softly and gently but soon a series of bumps sped up the toboggan and I held on tightly as I was thrown into the air on the biggest bumps. Faster and faster, I descended down the slope until I came to a corner. Digging my right foot deeply into the snow, I turned the corner just in time as a large amount of icy cold snow hit my face. Feeling more confident, after the first corner, I lifted my feet up and allowed the toboggan to speed up along the peaceful path through the forest trees. As the trees cleared, I saw the white mountains surrounding the valley that I was racing into. Corner after corner and bump after bump I continued picking up speed until suddenly I saw a small child ahead of me slowly tobogganing in the centre of the path. I began to push my feet deep into the snow but realised that there wasn't time to slow the toboggan. I was going to hit them! At that instant I had an idea. Using one foot I swerved to the edge of the path and managed to pass them on the left. I was heading to the deep snow, where I knew that the toboggan would stop, possibly throwing me off, so I sprayed myself with more snow as I dug the other foot in deeply and returned to the centre of the path in front of the other toboggan. Filled with excitement, I continued down the path until the end where I leapt off the toboggan, pulled it up the hill and clambered back into the cable car ready for another go.

1. Using yellow, highlight any fronted adverbials used in the text.
2. Using green, highlight any powerful verbs used in the text.
3. Using blue, highlight a short sentence from the text.
4. Think about going down a slope on a toboggan, snowboard or skis. You may like to watch some videos on you tube if you have permission from an adult. Now write your own description of your journey down the mountain by toboggan, snowboard or skis. Add fronted adverbials, powerful verbs and a short sentence. Highlight them in the colours you used for the tasks above.




Kingfisher Class Home- Learning- Summer 1- Week 5- Foundation


Subjects

Science


For this lesson please answer as many questions as you can and present in a creative way.



Light seems to be all around us. But where does it come from?
Can you name some sources of light?



What are the reflectors of light?
How Does Light Help Us See?
How does light travel from a light source?



Topic

Please can you research the questions below and present this information neatly. You can choose the way you would like to present this information.

Question 1: How do people use mountains?

Question 2: What are the benefits and challenges

linked to using mountains?

Question 3: Are mountains good places to live? Explain your reasons for this answer.

Question 4: What are the positives and negatives of people using mountains?



Art/DT

Photos of Fun, Family and Excitement

Have a go at taking photographs based around a theme. Let's start with 'fun, family and excitement'.

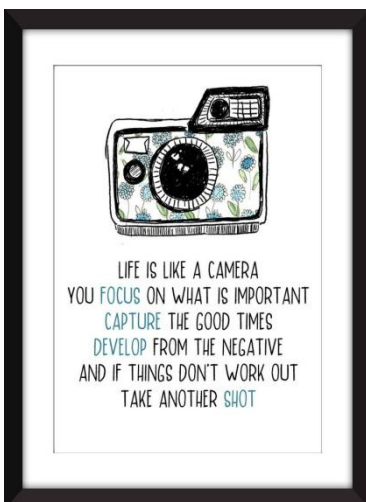
First, take a moment to think about what these words mean to you, use the space below to list some ideas for each word. It might be a situation that you think of or an activity or a memory. Any ideas you have, jot them down here.

Fun	Family	Excitement

Now, look at your ideas and think about some situations that would make a good photograph. Fill in the table to organise your ideas.

Fun	Fun	Family	Excitement
Who might be in your photo?			
What might the situation be?			
Where might your photo be taken?			
What are people doing?			
What else could be in your photo? Pets? Objects?			

Now, you can set up a photo with some of your ideas but usually it's best to just keep your camera with you next time you're out with your family or playing in the garden and keep an eye out for those great shots.



← Two of Miss Brown's favourite quotes →

The
GREATEST
gifts are
& FAMILY
& Friends

RE

After reading Genesis 1 and 2 (in your last few RE sessions), how do you think Christians should look after God's creation of Earth?

What kinds of behaviours would show good examples of stewardship?



Stewardship means helping to take care of the church and the world on behalf of God.


Task: Can you put together a 'Quick Guide to Stewardship' Booklet that could be given to churches hoping to win an Eco-church award- maybe we could present these to our local churches.

Bowling

Home Physical Education

How to play:

- Set up 10 targets at one end of the space; lay these out in a triangle shape.
- Using a ball, each player takes it in turns to roll the ball towards the targets.
- Count how many targets you knocked over then reset for the next turn.
- Each player has 5 turns.
- The winner is the player with the most points at the end.



Can you play fairly and keep the score?

Can you keep focused on the targets and roll accurately?

Top Tips

Rolling Underarm

Step forwards with one foot, releasing the ball along the using your opposite hand.

Let's Reflect

How did you feel when you knocked the targets down?

If you did not win what could you change for next time?

PE

PSHE

Staying Safe

This is a situation which requires first aid. Circle the hazards and explain why they could be dangerous to a first aider. What could you do to avoid the hazards and stay safe?



Music

WARM UP - I HAVE A SONG TO SING <https://youtu.be/SB8MoU1zkwg-> I wonder if you could learn this song and the signing that goes alongside it. Please perform to your family- what did they think?

Victory in Europe Day, generally known as VE Day, or simply V Day was the public holiday celebrated on 8 May 1945 in Commonwealth realms to mark the formal acceptance by the Allies of World War

- Listen to Glenn Miller's In the Mood and watch some images from Britain on VE day



<https://youtu.be/utH6pbsQHSY>

- Sing / sign along or listen to We'll Meet again

This version is signed and has some of the history too, (despite the date on the video being incorrect! It was the 8th not 7th of May)


<https://www.youtube.com/watch?v=BJOrBZmPunY>

Computing

Please log on to Purple Mash to see the 2do's set for the week (Please do at least one 2do- Make sure you press the 'hand in' button so that I am able to give you feedback). Also, remember to log onto My Maths weekly and practise times tables on Times tables Rockstars.

Quel temps fait-il ?

je m'appelle



Find the days of the week:

lundi
mardi
mercredi
jeudi
vendredi
samedi
dimanche

Find the words missing from these weather phrases:

it's foggy = il y a du _____
it's hot = il fait _____
it's cold = il fait _____
it's sunny = _____
it's snowing = _____
it's raining = _____
it's cloudy = il fait _____
it's windy = il y a du _____


Find these towns and cities:

Beauvais	Rieux
Bordeaux	Paris
Caen	Pau
Liège	Troyes
Montélimar	

French



- Find the weather phrases in the spiral.
- Which weather phrase is not in the spiral ?



Write the 8 weather phrases in the correct place in the puzzle.



Use the codes to find the days of the week:

- | | | |
|----|-----------------|-------|
| a. | 8.2.5.2.6.2.2.3 | _____ |
| b. | 2.3.5.1.5.1.3.2 | _____ |
| c. | 5.1.8.2.3 | _____ |
| d. | 7.1.5.2.2.3 | _____ |
| e. | 4.7.5.2.3 | _____ |
| f. | 5.2.6.1.6.2.2.3 | _____ |
| g. | 4.2.7.2.3 | _____ |

Just to let you know that I have planned a lot of activities but please don't feel pressured to do them all. Do what is right for you and your family. I would rather you have too much than too little but it doesn't mean you have to complete everything or you can save it for when you feel like doing something to keep you occupied. Please get outside in the fresh air if you can, in a safe way and be helpful to your family.

Remember you can use the National Oak Academy lessons if you wish to, using this website: <https://www.thenational.academy/online-classroom/schedule>

I want to wish you a really lovely half term, make sure you get some well deserved rest and enjoy some family time. If you feel like doing any learning over half-term then I suggest reading and practising times tables on TTRS.

100+ INDOOR ACTIVITIES

CRAFTS

MAKE PAPER AIRPLANES
SALT PAINTING
MAKE SUNCATCHERS
MAKE SALT DOUGH
MAKE SPONGE STAMPS
MAKE A CEREAL BOX AQUARIUM
MAKE SCRATCH ART
MAKE YOUR OWN BOOKMARKS
PAINT PET ROCKS
MAKE RECYCLED CRAYONS
MAKE PAPER BOATS
FINGER PAINT
MAKE FRIENDSHIP BRACELETS
MAKE A BIRD FEEDER
MAKE PAPER BAG PUPPETS
MAKE HANDPRINT ART
MAKE A SCRAPBOOK
DECORATE T-SHIRTS
MAKE A THANKFUL JAR
PAINT LEAVES
MAKE A TIME CAPSULE
MAKE BUTTON ART
PAINT WITH WATERCOLORS
COLOR IN A COLORING BOOK
MAKE PAPER CRAFTS
BUILD A CARDBOARD CASTLE
MAKE TISSUE BOX MONSTERS
MAKE A TOILET PAPER ROLL BUTTERFLY
STAMP WITH CELERY
MAKE CHALK ICE
MAKE PUFFY SIDEWALK PAINT
DRAW A SELF PORTRAIT
USE RUBBER STAMPS
DO SCRAPE PAINTING
PAINT A RECYCLED JAR
MAKE SUPERHERO COSTUMES

ACTIVITIES

MAKE PLAYDOUGH
MAKE SLIME
MAKE PLAY MUD
MAKE RAINBOW RICE
MAKE FAKE SNOW
MAKE A SENSORY BIN
MAKE A SENSORY BAG
BUILD A FORT
HAVE A PILLOW FIGHT
WRITE A STORY
MAKE ICE CREAM IN A BAG
MAKE GUMMY BEARS
MAKE FRUIT ROLL-UPS
HAVE A MOVIE DAY
PUT ON A FASHION SHOW
BAKE CUPCAKES OR MUFFINS
DO YOGA
BUILD AN OBSTACLE COURSE
MAKE DINNER TOGETHER
PLAY WITH MAGNETIC TILES
BUILD SOMETHING WITH LEGO
USE DOT MARKERS
BUILD A STACK OF CARDS
PUT ON A PUPPET SHOW
MAKE A TREASURE HUNT
INDOOR BOWLING
LEARN TO DRAW
PUT ON A PLAY
MAKE INDOOR HOPSCOTCH
DO A FAMILY CHORE TOGETHER
HAVE A DANCE PARTY
HAVE A TEA PARTY
PLAY WITH WATER IN A BIN
SET UP A PLAY STORE
MAKE A SOCK TOSS GAME
MAKE PERLER BEAD ART
WRITE IN A JOURNAL

GAMES

PLAY WOULD YOU RATHER
PLAY I SPY
PLAY SIMON SAYS
PLAY BOARD GAMES
PLAY HIDE AND SEEK
INDOOR SCAVENGER HUNT
PLAY BINGO
PLAY CARD GAMES
DO A PUZZLE
PLAY CHARADES
BUILD YOUR OWN GAME
PLAY FREEZE DANCE
PLAY HOT POTATO
PLAY MARBLES
KEEP THE BALLOON UP
PLAY DOMINOES
PLAY HANGMAN
PLAY TIC-TAC-TOE

EDUCATIONAL

READ BOOKS
DO A SCIENCE PROJECT
LEARN ORIGAMI
LEARN ABOUT A NEW ANIMAL
LEARN A NEW CARD GAME
LEARN TO SEW
LEARN TO KNIT
DO BRAIN TEASERS
LEARN A NEW LANGUAGE
LEARN ABOUT A COUNTRY

← Here are some fun activities to keep you entertained over the half-term.

From Miss Brown 😊